

2024

# Tables

CREATED for the WAY YOU LIVE



*Northern*  
WOODCRAFT  
PRODUCTS

# Index

## Pedestal Tables



**Alex Pedestal**  
#S-07 / pg 6



**Alex Double Pedestal**  
#D-15 / pg 7



**Barrel Bistro**  
# S-01 / pg 8



**Bradbury Single Pedestal**  
#S-02 / pg 9



**Bradbury Double Pedestal**  
#D-12 / pg 10



**Brooklyn Pedestal**  
#S-505 / pg 11



**Camrose Pedestal**  
#S-507 / pg 12



**Dillon Bistro**  
#S-08 / pg 13



**Kendrick Pedestal**  
#S-515 / pg 14



**Lawrence Single Pedestal**  
#S-50 / pg 15



**Lawrence Double Pedestal**  
#D-175 / pg 16



**Roanoke Pedestal**  
# S-525 / pg 17



**Single Pedestal**  
#S-03 / pg 18



**Double Pedestal**  
#D-10 / pg 19



**Traditional Table**  
#S-04 / pg 20



**Tuscan Single Pedestal**  
#S-06 / pg 21



**Tuscan Double Pedestal**  
#D-20 / pg 22

## Trestle Tables



**Alex Trestle**  
#T-300  
pg 24



**Bellingham Trestle**  
#T-30 / pg 25




**Benjamin Trestle**  
Item #T-540  
pg 26



**Bostonian Trestle**  
#T-320  
pg 27



**Boulder Creek Trestle**  
#T-330 / pg 28



**Bradbury Trestle**  
#T-310  
pg 29



**Ceresco**  
#T-530  
pg 30



**Chloe Trestle**  
#T-230  
pg 31



**Conner Trestle**  
#T-32  
pg 32



**Country Shaker Trestle**  
#T-34 / pg 33



**Eastwood Trestle**  
#T-550  
pg 34



**Ellington Trestle**  
#T-545  
pg 35



**Ellis Trestle**  
#T-555  
pg 36



**Emily Trestle**  
#T-560  
pg 37



**Grant Trestle**  
#T-445  
pg 38



**Homestead Trestle**  
#T-710  
pg 39



**Industrial Trestle**  
#T-720  
pg 40



**Jackson Trestle**  
#T-730  
pg 41



# Index

## Trestle Tables *(continued)*



**Lavega Trestle**  
#T-48  
pg 42



**Modesto Round**  
#T-62  
pg 43



**Modesto Trestle**  
#T-58  
pg 44



**Mondovi Trestle**  
#T-56  
pgs 45-46



**Vincent Trestle**  
#T-740  
pg 47



**Westbrook Banquet**  
#T-72 / pg 48-49



**West Lake Trestle**  
#T-74  
pg 50-51



**Vintage Live Edge**  
#T-750 / pg 52

## Legged Tables



**Belleville Legged**  
#L-114 / pg 54



**Bellingham Legged**  
#L-110 / pg 55



**Christy Legged**  
#L-121  
pg 56-57



**Carson Legged**  
#L-120  
pg 58



**Daphne Dropleaf**  
#L-123  
pg 59



**Farmington Legged**  
#L-128 / pg 60



**Fenmore Legged**  
#L-132  
pg 61



**French Farmhouse**  
#L-150 / pg 62



**Grant Legged**  
#L-154  
pg 63



**Homestead Legged**  
#L-156 / pg 64



**Lavega Legged**  
#L-158  
pg 65



**Legged Tables**  
#L-172  
pg 66



**Madison Legged**  
#L-176 / pg 67



**Modesto Legged**  
#L-166 / pg 68



**Parkland Round**  
#L-196 / pg 69



**Preston Legged**  
#L-906 / pg 70-71



**Shaker Mission**  
#L-204 (Arch)  
#L-206 (Straight)  
pg 72



**West Lake Legged**  
#L-210 / pg 73



**Yorktown Legged**  
#L-208 / pg 74

## Benches



**Belleville**  
#B-401  
pg 76



**Benjamin**  
#B-402  
pg 76



**Ceresco**  
#B-405  
pg 77




**Ellis**  
#B-407  
pg 77



**Farmington**  
#B-408  
pg 78



**French Farmhouse**  
#B-410 / pg 79



**Grant**  
#B-413  
pg 80




**Industrial**  
#B-420  
pg 80



**Lavega**  
#B-440  
pg 81




**Madison**  
#B-417  
pg 81




**Modesto**  
#B-420  
pg 82




**Shaker**  
#B-425  
pg 82



**Trestle Mission**  
#B-430  
pg 83




**West Lake**  
#B-435  
pg 83



**Yorktown**  
#B-445  
pg 84

## Writing Desks



**Bellingham**  
#WD-610 / pg 86



**Ceresco**  
#WD-620 / pg 86



**Grant Legged**  
#WD-640 / pg 87



**Grant Trestle**  
#WD-630 / pg 87



**Industrial**  
#WD-650 / pg 88



**Madison Legged**  
#WD-670 / pg 88



**Parkland Legged**  
#WD-680 / pg 89

## Options

Butterfly Leaf .....	pg 94
Magnetic Skirts .....	pg 90
Pedestal & Feet .....	pg 94
Self-Storing Leaves .....	pg 93
Shapes & Edges .....	pg 92
Species .....	pg 93
Spreader Options .....	pg 94

See page 95 for  
**CARE OF SOLID WOOD TABLES**



# Pedestal Tables

PEDESTAL TABLES



PEDESTAL TABLES

# Alex Pedestal


S-07

Shown in Rustic Cherry with Windsor stain, 54" round



**Standard:** 1" Top  
**Species:** Oak, Cherry, QSWO, Brown Maple, Rustic Cherry  
**Recommended Chair:** Newport by F&N

## Shapes



4" Radius  
Corner

## Edges

Mission (standard)

1/2" Roundover



# Alex Double Pedestal

D-15

Shown in Brown Maple with Almond stain, 42" X 72"



**Standard:** 1" Top

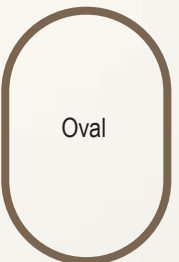
Gear slides

Base: 32" wide X 54" long Butterfly leaves not available

**Species:** Oak, Cherry, QSWO, Brown Maple, Rustic Cherry

**Recommended Chair:** Houston by Artisan

Shape



Oval

Edge

1/2" Roundover



# Barrel Bistro

S-01

Shown in Brown Maple with Espresso finish, 36" round



**Standard:** 1" Top  
**Species:** Oak, Cherry, QSWO, Brown Maple  
**Height:** 30", 36" (standard) or 42"  
**Recommended Chair:** Eddison by F&N

**Shape**

Round  
(standard)

**Edge**

Mission (standard)

# Bradbury Single Pedestal

S-02

Shown in Brown Maple 48" Round solid top, solid wood pedestal



**Standard:** 1" Top

Gear slides

32" square base

Pub height is not available

**Species:** Cherry, QSWO, Brown Maple, Oak, Rustic Cherry

**Recommended Chair:** Albany by Artisan

**Shape**

Round  
(standard)

**Edge**

Mission (standard)

# Bradbury Double Pedestal

D-12

Shown in Brown Maple with Rich Tobacco stain, 42" x 72"



**Standard:** 1" Top

**Base:** 54" long x 32" wide See options page for leaf storage details

**Species:** Oak, Brown Maple, Rustic Cherry, QSWO, Cherry

**Recommended Chair:** Galena by Artisan

## Edges

Mission (standard)

1/2" Roundover

## Shape

Oval  
(standard)



# Brooklyn Pedestal

S-505

Shown in QSWO with Asbury stain and solid top, 72"



**Standard:** 1" Top

**Bottom Base:** on 60" Round is 36" x 36" and on 72" Round is 42" x 42"

**Sizes:** 60" or 72" Round

**Species:** Oak, Cherry, Rustic Cherry, Brown Maple, QSWO

**Recommended Chair:** Warren by Artisan

## Edges

Mission (standard)

Waterfall (upcharge)

## Shape

Round  
(standard)

# Camrose Pedestal

S-507

Shown in Brown Maple with Nutmeg stain, 54" round



**Standard:** 1" Top

Gear Slides

Pedestal: 13"

Bottom Base: 1½" X 24" X 24"

**Sizes:** 54" or 60" Round

**Species:** Oak, Brown Maple, Rustic Cherry, QSWO, Cherry

**Recommended Chair:** Ramsey by F&N

**Edges**

Mondovi (standard)

1/2" Roundover

**Shape**

Round

# Dillon Bistro

S-08

Shown in Oak, 42" Round, 36" high



**Standard:** 1" Top

**Height:** 36"


**Diameter:** 36", 42", 48" and 54"

**Base:** 36" & 42" is 25"; 48" & 54" is 31½"

**Species:** Oak, Brown Maple, QSWO, Rustic Cherry, Cherry, Hickory

**Recommended Chair:** Dillon Barstool by RH Yoder or Artesia by Artisan

Shape



Edge

Mission



# Kendrick Pedestal

S-515

Shown in Brown Maple top with White Oak base. Top is Storm Grey and base is Ebony stain. 54" round



**Standard:** 1" Top

**Sizes:** 54" or 60"

**Base:** 32" X 32"

No self-store for any round tables

**Species:** Oak, Brown Maple, Rustic Cherry, QSWO, Cherry

**Recommended Chair:** Alexander from Artisan

Shape



Round

Edges

Mission (standard)

1/2" Roundover

# Lawrence Single Pedestal

S-50

Shown in Hard Maple with Amber Glow Stain, 42" round




**Standard:** 1" Top

**Base:** 36" x 36"

**Species:** Oak, Brown Maple, Rustic Cherry, QSWO, Cherry, Hickory

**Recommended Chair:** Arbordale by RH Yoder or Theodore by Artisan

**Shape**



**Edges**

Mission (standard)

1/2" Roundover

# Lawrence Double Pedestal

D-175

Shown in Brown Maple with Rich Tobacco stain, 42" X 72"



**Standard:** 1" Top  
**Base:** 31"W X 52" Long  
**Leaf Storage:** 42" and 48" wide store only with magnetic skirts  
**Species:** Oak, Brown Maple, QSWO, Rustic Cherry, Cherry, Hickory  
**Recommended Chair:** Vista by Artisan

## Edge

1/2" Roundover

## Shapes

Square Corner

Bow End  
(Upcharge)



# Roanoke Pedestal

*S-525*

Shown in Brown Maple with Rich Tobacco stain and 54" Round solid top



**Standard:** 1" Top **Sizes:** 54" or 60"

**Base:** 30" Round

**Species:** Oak, Brown Maple, Rustic Cherry, QSWO, Cherry

**Recommended Chair:** Warner by F&N

## Edges

Mission (standard)

1/2" Roundover

## Shape

Round

# Single Pedestal

S-03

Shown in Oak in Gold Dust stain, 48" round, gear slides and princess feet



**Standard:** 1" Top

**Feet:** Princess

Gear slides

See pedestal and feet options on next page

**Species:** Oak, Brown Maple, Rustic Cherry, QSWO, Cherry, Hickory

**Recommended Chair:** Berkley by Artisan

## Pedestals & Feet



MISSION  
FOOT

MISSION  
PEDESTAL



CLAW



PRINCESS  
(standard)

8" PEDESTAL

## Shapes

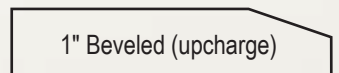


Round  
(standard)

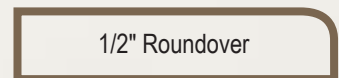


Scallop

## Edges



1" Beveled (upcharge)



1/2" Roundover

# Double Pedestal

D-10

Shown in Gold Dust stain, 42" x 60" oval with bar spreader



**Standard:** 1" Top

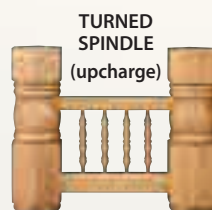
**Feet:** Princess

Gear slides

See options page for leaf storage details

**Species:** Oak, Cherry, Brown Maple, QSWO

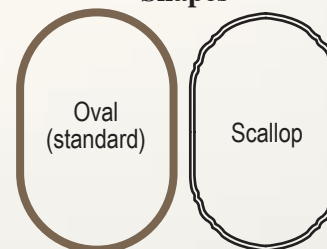
**Recommended Chair:** Bent Paddle by F&N



## Spreader & Feet



## Shapes



## Edges

1/2" Roundover (standard)

1" Beveled (upcharge)



# Traditional Table

S-04

Shown in Gold Dust stain, 72" Round with 30" Lazy Susan



**Standard:** 1" Top


**Base:** 54" Diagonal

**Lazy Susan:** 3 sizes – 24", 30" or 36" - Also sold separately

**Species:** Oak, Brown Maple, QSWO, Rustic Cherry, Cherry, Hickory

**Recommended Chair:** Ellington by Artisan

Shape



Round

Edges

1/2" Roundover (standard)

1" Beveled (upcharge)

# Tuscan Single Pedestal

S-06

Shown in Oak with Sealy stain, 48" round



**Standard:** 1" Top

Gear slides

Feet: Tuscan

Pedestal: 8" or 10"

Not available in pub height

**Species:** Oak, Brown Maple, Rustic Cherry, QSWO, Cherry, Hickory

**Recommended Chair:** Yorkland by Artisan

**Edge**

1/2" Roundover (standard)

Round  
(standard)

**Shapes**

Semi-Oval

4" Radius  
Corner

# Tuscan Double Pedestal

D-20

Shown in Oak with Sealy stain, 48"x72"



**Standard:** 1" Top with Gear slides

Feet: Tuscan

See options page for leaf storage details

**Species:** Oak, Brown Maple, Rustic Cherry, QSWO, Cherry, Hickory

**Recommended Chair:** Franco by Artisan

**Edge**

1/2" Roundover (standard)

**Shapes**

4" Radius  
Corner  
(standard)

Semi-Oval

Oval





# Trestle Tables

TRESTLE TABLES

# Alex Trestle

T-300

Shown in Brown Maple in Rich Tobacco stain, 42" x 72"



**Standard:** 1" Top

**Spreader Bar:** 38" between feet

42" or 48" wide tables can store leaves without skirt

Magnetic skirt option available, if specified (upcharge)

Not available with butterfly leaves

**Species:** Oak, Brown Maple, Rustic Cherry, QSWO, Cherry, Hickory

**Recommended Chair:** Wadena by Artisan

**Edge**

1/2" Roundover

**Shape**

Bow End



# Bellingham Trestle

T-30

Shown in QSWO with Michael's Cherry stain, 42" x 72"



**Standard:** 1" Top

See options page for leaf storage details

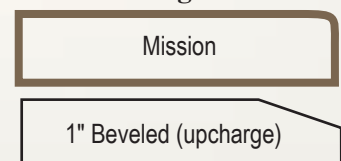
**Species:** Oak, Cherry, Maple, Hickory, QSWO, Brown Maple

**Recommended Chair:** Tampico by Artisan

## Shapes



## Edges





# Benjamin Trestle

T-540

Shown in Brown Maple with Coffee stain, 42" x 72"



**Standard:** 1" Top  
**Species:** Oak, Cherry, Rustic Cherry, QSWO, Brown Maple  
**Recommended Chair:** Albany by Artisan

Edge

Mission

Shape

Square  
Corner

Benjamin  
mortise and  
tenon trestle  
detail



# Bostonian Trestle

T-320

Shown in Rustic Cherry in Michael's Cherry stain, 42"x72"



**Standard:** 1" Top

Butterfly leaves not available

**Species:** Oak, Cherry, QSWO, Rustic Cherry, Brown Maple

**Recommended Chair:** Bostonian by Artisan

## Edges

Mission

½" Chamfer (upcharge)

## Shapes

Square  
Corner

1" Clipped  
Corner

# Boulder Creek Trestle

T-330

Shown in QSWO with Michael's Cherry stain, 42" x 72"



**Standard:** 1" Top

Decorative Inlays on Table Top (upcharge)

See options page for leaf storage details

**Species:** Oak, Cherry, Hickory, QSWO, Brown Maple, Rustic Cherry

**Recommended Chair:** Boulder Creek by Artisan

**Edges**

Mission

1" Beveled (upcharge)

**Shape**

Curved



# Bradbury Trestle

T-310

Shown in Brown Maple with Nutmeg stain, 42"x72"



**Standard:** 1" Top

Spreader Bar: 38" between feet


Butterfly leaves not available

42" or 48" wide tables can store leaves without skirt

Magnetic skirt option available (upcharge)

**Species:** Oak, Cherry, Rustic Cherry, QSWO, Brown Maple

**Recommended Chair:** Albany by Artisan



Beaded edge  
skirt detail

Edge

Mission

Shape

Square  
Corner



# Ceresco Trestle

T-530

Shown in Grey Elm with MX stain, 42" x 72"



**Standard:** 1" Top

Butterfly leaves not available

See options page for leaf storage details

**Species:** Oak, Cherry, Hickory, QSWO, Brown Maple, Rustic Cherry

**Recommended Chair:** Ceresco by Artisan

**Edge**

Mission

**Shape**

Square  
Corner

NEW FOR  
2024

# Chloe Trestle

## T-230 Condo Series

Shown in in Brown Maple with Sandstone stain in 42" x 54"



### Shape



### Edge

Eased

### Standard: 1" Top

- Bow End with 1/2" Roundover edge standard
- Gear slides standard

**Species:** Oak, Cherry, Rustic Cherry, QSWO, Brown Maple

# Conner Trestle

T-32


Shown in QSWO in Asbury stain 72", solid top



Optional Lazy Susan



Shape



Edges

Mission (standard)

1/2" Chamfer (upcharge)

**Standard:** 1" Top

**Lazy Susan:** 3 sizes – 24", 30" and 36" — Also sold separately

**Base Options:** 60" Round has 37" x 37" Base, 72" Round has 46" x 46" Base

**Species:** Oak, Cherry, QSWO, Brown Maple, Rustic Cherry

**Recommended Chair:** Conner by RH Yoder

# Country Shaker Trestle

T-34

Shown in QSWO in Michael's Cherry stain, 42" x 72"



**Standard:** 1" Top

See options page for leaf storage details

**Species:** Oak, Cherry, Maple, Hickory, QSWO, Brown Maple, Rustic Cherry

**Recommended Chair:** Houston by Artisan

Edge

Mission

Optional  
Wing  
Corner

Shape

Square  
Corner



# Eastwood Trestle

T-550

Shown in Rustic Cherry with Michael's Cherry stain, Smooth top, 36" x 72"



**Standard:** 1 1/4" Top, Grain Lengthwise

**Sizes:** 36" x 72" or 84" and 42" x 72" or 84"

**Species:** Oak, Cherry, QSWO, Brown Maple, Rustic Cherry, Hickory

**Recommended Chair:** Brawley from F&N

Shape

1/2" Radius  
Corner

Edge

1/2" Roundover

Leg detail  
showing arched  
brace & mullion

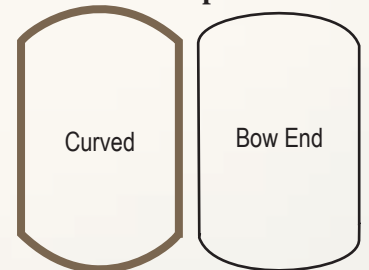
# Ellington Trestle

T-545

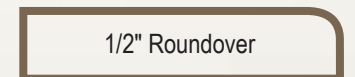
Shown in QSWO with golden brown stain, 42"x72"



## Shapes



## Edge



**Standard:** 1" Top

Butterfly leaf not available

**Species:** Oak, Cherry, QSWO, Brown Maple, Rustic Cherry

**Recommended Chair:** Vista by Artisan

# Ellis Trestle

T-555

Shown in QSWO with Copper stain. 42"x72"



**Standard:** 1" Top

Butterfly leaf not available

**Species:** Oak, Cherry, QSWO, Brown Maple, Rustic Cherry, Hickory

**Recommended Chair:** Ellis by Artisan

Shape

Square  
Corner

Edge

Mission

Trestle  
design

# Emily Trestle

## T-560 Condo Series

Shown in Oak with earthtone stain, 42"x54"



### Shapes

Square  
Corner

### Edges

1/2" Roundover

Mission (standard)

**Standard:** 1" Top

**Species:** Oak, Cherry, QSWO, Brown Maple, Rustic Cherry, Hickory

**Recommended Chair:** Denver by Artisan



# Grant Trestle

T-445

Shown in QSWO in Michael's Cherry stain , 42" x 66"



## Shapes

Square  
Corner  
(standard)


1" Clipped  
Corner

## Edges

Mission (standard)

1" Beveled (upcharge)

**Optional Inlay detail**  
(6) 1/2" inlays at each end (upcharge)



**Standard:** 1" Top

Butterfly leaves not available.

See options page for leaf storage details

**Species:** Oak, Cherry, QSWO, Brown Maple, Rustic Cherry, Hickory

**Recommended Chair:** Grant by RH Yoder

# Homestead Trestle

T-710

Shown in Rustic Cherry with Baywood Stain, 42"x72"



**Standard:** 1" Top (standard)

Butterfly leaves not available

**Species:** Oak, Cherry, QSWO, Brown Maple, Rustic Cherry, Hickory

**Recommended Chair:** Sherwood by F&N

**Edge**

1/2" Roundover

**Shapes**

Square  
Corner  
(standard)

Bow End  
(upcharge)

# Industrial Trestle

T-720

Shown in Rustic Hickory, 42" x 66"



**Standard:** 1" Top

Butterfly leaves not available.

**Species:** Oak, Cherry, QSWO, Brown Maple, Rustic Cherry, Rustic Hickory

**Recommended Chair:** Kenwood by Artisan

**Edge**

Mission

**Shape**

Square  
Corner

# Jackson Trestle

T-730

Shown in QSWO with Asbury stain, 42" x 72"



## Shapes

Square  
Corner  
(standard)

1" Clipped  
Corner

## Edge

Mission

**Standard:** 1" Top (standard)

Butterfly leaves not available

**Species:** Oak, Cherry, QSWO, Brown Maple, Rustic Cherry, Hickory

**Recommended Chair:** Jackson by Artisan





# Lavega Trestle

T-48

Shown in QSWO in Michael's Cherry stain with inlays, 42" x 72"



Shape

Square  
Corner

Edge

45° Chamfer



Inlay detail on Trestle  
is standard.  
Beveled leg corners

**Standard:** 1" Top

**Species:** Oak, Cherry, QSWO, Brown Maple, Rustic Cherry, Hickory

**Recommended Chair:** Lavega by R.H. Yoder

# Modesto Round

T-62



**72" Round**


Shown in QSWO in Golden Brown stain



**54" Round**

Shown in QSWO in Michael's Cherry stain

**Shape**



Round

**Edge**

Mission

**Standard:** 1" Top

**Base Options:** 32"X32" for 48" Round or 54" Round

36"X36" for 60" Round

40"X40" for 72" Round

**Species:** Oak, Cherry, Rustic Cherry, Hickory, QSWO, Brown Maple

**Recommended Chair:** Timber Ridge by Artisan

# Modesto Trestle

T-58

Shown in QSWO in Michael's Cherry, 42" x 72"



Shape

Square  
Corner

Edge

Mission

**Standard:** 1" Top

See options page for leaf storage details

**Species:** Oak, Cherry, Hickory, QSWO, Brown Maple, Rustic Cherry

**Recommended Chair:** Modesto by RH Yoder

# Mondovi Trestle

T-56

Shown in QSWO in Michael's Cherry, 42" x 72"



## Shape

Square  
Corner

## Edges

1/2" Roundover

Mondovi (standard)

**Standard:** 1" Top

Optional Top : 1 1/4" (upcharge)

See options page for leaf storage details

**Species:** Oak, Cherry, Brown Maple, Cherry, QSWO, Hickory, Rustic Cherry

**Recommended Chair:** Mondovi by Artisan





Mondovi Trestle

# Vincent Trestle

T-740

Shown in Brown Maple with Chocolate Spice stain, 42" x 72"



## Shape

Square  
Corner

## Edge

1/2" Roundover



**Standard:** 1" Top

**Species:** QSWO, Cherry, Hickory, Rustic Cherry, Oak, Brown Maple

**Recommended Chair:** Wadena by Artisan

# Westbrook Banquet

T-72

Shown in Oak in Michael's Cherry, 42" x 60"



**Standard:** 1" Top (standard)

Legs: 2 1/2" with tapered bottom

Wood Slides

Leaves: 18" wide Self-store not available

**Species:** Oak, Cherry, QSWO, Brown Maple, Rustic Cherry

**Recommended Chair:** Westbrook by Artisan

## Edges

Mission (standard)

1" Beveled (upcharge)

## Shapes

Crown  
(standard)

Oval





Shown with two leaves. No center  
leg is needed for sizes up to 2 leaves.

# Westbrook Banquet

*Ready for the whole family!*



Shown with six 18" leaves and center leg



# West Lake Trestle

T-74

Shown in QSWO in Michael's Cherry, 42" x 72"



Shape

4" Radius  
Corner

Edge

Mission

**Standard:** 1" Top

**Detail:** Rope twist on trestle, all table skirting and leaves

**Species:** Oak, Cherry, Hickory, QSWO, Brown Maple, Rustic Cherry

**Recommended Chair:** West Lake by R.H. Yoder



Double Butterfly Leaves available



Double Butterfly Leaves offer self-store convenience

# West Lake Trestle



Rope twist detail on trestle, all table skirting and leaves



Slat Trestle option (vs. Panel Trestle)

# Vintage Live Edge

T-750

Shown in Rustic Walnut with natural finish, 42"x72"



**Standard:** 1" top Live Edge

Leg: 3½"

**Shape:** Square Corner with Live Edge

Vintage base available with 42" x 66" or 72" rectangle shape with up to 4 leaves

**Species:** Brown Maple, Rustic Hickory, Rustic Walnut

**Recommended Chair:** Aspen by F&N



# Legged Tables

LEGGED TABLES





# Belleville Legged

L-114

Shown in Oak with Sealy finish, 42" x 72"



Shape

2" Radius  
Corner

Edge

1/2" Roundover

**Standard:** 1" Top

Leg: 4 1/2"

Wood Slides

See options page for leaf storage details

**Species:** Oak, Cherry, QSWO, Brown Maple, Hickory, Rustic Cherry

**Recommended Chair:** Harvest with Belleville Leg from RH Yoder

# Bellingham Legged

L-110

Shown in QSWO top in Michael's Cherry and Brown Maple legs & apron in Espresso, 42" x 72"



**Standard:** 1" Top

Wood Slides

Leg: 3"x3"

See options page for leaf storage and butterfly leaf details

**Species:** Oak, Cherry, Maple, Hickory, QSWO, Brown Maple, Rustic Cherry

**Recommended Chair:** Tampico by Artisan

**Edge**

Mission

**Shape**

Square  
Corner  
(standard)

1" Clipped  
Corner

# Christy Legged

L-121

Shown in Oak with New Carrington stain , 42" x 60"



**Standard:** 1" Top  
Gear Slides (See next page)  
See options page for leaf storage details  
Self-store only without skirts  
**Species:** Oak, Cherry, QSWO, Brown Maple, Rustic Cherry  
**Recommended Chair:** Bayfield by RH Yoder

## Shape

Square  
Corner  
(standard)

## Edge

Mission (standard)

## 3" Leg Styles



- 1 — Old Hoosier
- 2 — Harvest
- 3 — Square Shaker
- 4 — Round Shaker
- 5 — New Hoosier
- 6 — Madison



Legs remain stationary when adding leaves



Standard gear slides



Skirt detail



# Christy Legged

Shown in Grey Elm with New Carrington stain complemented with Bayfield chairs by R. H. Yoder.



# Carson Legged

L-120

Shown in Brown Maple with Onyx stain, 42" X 60"



**Standard:** 1" Top

Wood Slides

Leg: 3" flush with skirting cap

See options page for leaf storage details

**Species:** Oak, Cherry, Maple, Hickory, QSWO, Brown Maple, Rustic Cherry

**Recommended Chair:** Sherwood from F&N

Brace is grooved into skirt for more strength on all legged tables.



**Shape**

Square  
Corner

**Edge**

Mission

# Daphne Dropleaf Legged

## L-123 Condo Series

Shown in 42X48 (open) in Brown Maple with Stockton stain



**Standard:** 1" Square Top with Eased Edge, standard

Leg: Tapered

Straight Skirt

**Sizes:** 42 x 46 and 42 x 54. These sizes are with leaves extended

Leaves are 10" each

**Species:** Oak, Brown Maple, Rustic Cherry, QSWO, Cherry, Hickory

# Farmington Legged

## L-128

Shown in Brown Maple. Silver Mist stain on top, Antique White with rubthrough on base. 42"X72"



Bench shown in Rustic QSWO top with Cattail stain and White Base with painted legs 12 1/2" x 48"

**Standard:** 1" Top

Leg: 3 1/2"

Wood Slides

See options page for leaf storage details

**Species:** Oak, Brown Maple, Rustic Cherry, QSWO, Cherry, Hickory

**Recommended Chair:** Fargo by F&N and Farmington Bench by Northern Woodcraft Products

**Edge**

Mission

**Shape**

Square  
Corner

# Fenmore Legged

## L-132

Shown in Brown Maple in Smokehouse stain, 42" x 72"



### Edge

1/2" Roundover

### Shape

Square  
Corner

Tapered  
leg  
detail



**Standard:** 1" Top

Wood Slides

Leg: 4 1/2" x 4 1/2"

Turned or Tapered

See options page for leaf storage details

**Species:** Oak, Cherry, QSWO, Brown Maple, Rustic Cherry, Hickory

**Recommended Chair:** Fenmore by R.H. Yoder



# French Farmhouse

L-150

Shown in Brown Maple in Michael's Cherry stain, 48" x 66"



**Standard:** 1" Top

Leg: Farmhouse 5" Turned leg

Wood Slides

See options page for leaf storage and butterfly leaf details

**Species:** Oak, Cherry, QSWO, Brown Maple, Rustic Cherry, Hickory

**Recommended Chair:** French Farm House Leg by RH Yoder

**Edge**

1/2" Roundover

**Shape**

2" Radius  
Corner  
(standard)

# Grant Legged

L-154

Shown in Rustic Cherry in Asbury stain, 42" x 72"



**Standard:** 1" Top


Wood Slides

See options page for leaf storage details

**Species:** Oak, Cherry, QSWO, Brown Maple, Rustic Cherry, Hickory

**Recommended Chair:** Larson by Artisan

**Optional Inlay:** (6) 1/2" inlays at each end (*upcharge*)



## Shapes

Square  
Corner  
(standard)

1" Clipped  
Corner

## Edges

Mission (standard)

1" Beveled (*upcharge*)

5" at  
top  
of leg

Grant  
Leg  
detail

2 3/4" at  
bottom  
of leg



# Homestead Legged

L-156

Shown in Rustic Cherry in Asbury stain, 42" x 72"



**Standard:** 1" Top

Wood Slides

Leg: 5" turned leg

See options page for leaf storage details

**Species:** Oak, Cherry, QSWO, Brown Maple, Rustic Cherry, Hickory

**Recommended Chair:** Waverly by Artisan

**Edge**

1/2" Roundover

**Shapes**

Square  
Corner  
(standard)

Bow End  
(upcharge)

# Lavega Legged

L-158

Shown in QSWO in Michael's Cherry, 42" x 42"



**Standard:** 1" Top - wood slides on larger tables

Curved Skirt: 4½" to 2½"

See options page for leaf storage details on larger tables

Self store not available in 42"x42"

**Species:** Oak, Cherry, QSWO, Brown Maple, Rustic Cherry

**Recommended Chair:** Alexandra by Artisan

**Edge**

45° Chamfer

**Shape**

Square  
Corner



Side view



# Legged Table

L-172

Shown in Cherry top in Michael's Cherry stain with Brown Maple base with painted Shaker legs, 42" x 48"



**Standard:** 1" Top

Wood Slides

Arch Skirt: 4½" to 2½"

See options page for leaf storage and butterfly leaf details

**Species:** Oak, Brown Maple, Rustic Cherry, QSWO, Cherry, Hickory

**Recommended Chair:** Sherwood by F&N

**Edge**

1/2" Roundover

**Shape**

2" Radius  
Corner

**3" Leg Styles**



- 1 — Old Hoosier
- 2 — Harvest
- 3 — Square Shaker
- 4 — Round Shaker
- 5 — New Hoosier
- 6 — Madison

# Madison Legged

L-176

Shown in Cherry with New Carrington stain, 42" x 66"



**Standard:** 1" Top

Wood Slides

Leg: 2.5"

See options page for leaf storage details

**Species:** Oak, Cherry, Maple, Hickory, QSWO, Brown Maple, Rustic Cherry

**Recommended Chair:** Vista by Artisan

## Edges

Bottom Bevel (standard)

Mission (standard, top)

## Shapes

Boat  
(standard)

Square  
Corner

# Modesto Legged

L-166

QSWO in Asbury stain, 48" x 66"



**Standard:** 1" Top

Wood Slides

See options page for leaf storage details

**Species:** Oak, Brown Maple, QSWO, Rustic Cherry, Cherry, Hickory

**Recommended Chair:** Garrison by Artisan

## Edges

Mission (standard)

1" Beveled (upcharge)

## Shapes

Square  
Corner  
(standard)

1" Clipped  
Corner

# Parkland Round

L-196

Shown in Walnut in natural (no stain), 48" Round



**Standard:** 1" Top

Wood Slides: up to 2 leaves

**Species:** Oak, Cherry, Maple, Hickory, QSWO, Brown Maple, Rustic Cherry

**Recommended Chair:** Parkland by RH Yoder

**Edge**

Mission

**Shape**

Round



# Preston Legged

L-906

Shown in 42" x 72" in Brown Maple with Buckeye stain



## Edge

1/2" Chamfer

## Shape

3" Clipped  
Corner

**Standard:** 1" Top

Leg: 3"

Wood Slides

See Options page for leaf storage details

**Species:** Brown Maple, Oak, QSWO, Cherry, Rustic Cherry

**Recommended Chair:** Preston by Artisan



Preston Legged

# Shaker Mission

**L-204 /Arch Skirt** 4½" to 2½"

Shown in Cherry in Michael's Cherry stain, 42" x 66"



**Standard:** 1" Top - Wood Slides

Leg: 3: tapered

Arch Skirt: 4½" to 2½"

See options page for leaf storage details

**Species:** Oak, Cherry, Hickory, QSWO, Brown Maple, Rustic Cherry

**Recommended Chair:** Newberry by F&N

**ITEM #L-206**  
Straight Skirt



2½"  
Straight Skirt

**Edge**

Mission

**Shapes**

Square  
Corner  
(standard)

1" Clipped  
Corner

# West Lake Legged

L-210

Shown in QSWO with Michael's Cherry finish, 42" x 66"



Shape

4" Radius  
Corner

Edge

Mission

**Standard:** 1" Top  
Wood Slides

Rope Twist detail on all table skirting and leaves

Leg: 3"

See options page for leaf storage details

**Species:** Oak, Cherry, Hickory, QSWO, Brown Maple, Rustic Cherry

**Recommended Chair:** West Lake by RH Yoder





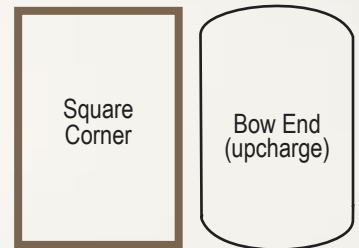
# Yorktown Legged

L-208

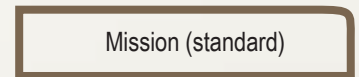
Shown in Brown Maple with Michael's Cherry stain, skirt and legs are black-rubbed through, 48"x66"



## Shapes



## Edge



**Standard:** 1" Top

Leg: 2.5" tapered

Wood Slides

See options page for leaf storage details

**Species:** Oak, Cherry, QSWO, Brown Maple, Rustic Cherry

**Recommended Chair:** Alexander by Artisan

# Benches

B E N C H E S





# Belleville

B-401



*Leaf storage box stores  
up to 2 or 4 leaves*



Top: 1" thick X 12½" wide  
Edge: Mission  
Height: 18"  
Sizes: 12½"X36" solid top only  
12½"X48", 60" or 72" solid or up to 4 leaves

# Benjamin

B-402



Solid Top: 1" thick X 12.5" wide  
Edge: Mission  
Height: 18"  
Length: 48", 60" and 72"  
Solid top only. No leaves.

# Ceresco

B-405



Solid Top: 1" thick X 12.5" wide  
Edge: Mission  
Height: 18"  
Length: 48", 60" and 72"  
Solid top only. No leaves.

# Ellis

B-407



Solid Top: 1" thick X 12.5" wide  
Edge: Mission  
Height: 18"  
Length: 48", 60" and 72"  
Solid top only. No leaves.



# Farmington

B-408



Top: 1" thick X 12½" wide  
Edge: Mission  
Height: 18"  
Sizes: 12½"X36" solid top only  
12½"X48", 60" or 72" solid or up to 4 leaves



*Leaf storage box stores  
2 or 4 leaves*

# French Farmhouse

B-410



Top: 1" thick X 12½" wide  
Edge: Mission  
Height: 18"  
Sizes: 12½"X36" solid top only  
12½"X48", 60" or 72" solid or up to 4 leaves



*Leaf storage box stores  
up to 2 or 4 leaves*

# Grant

B-413



*Leaf storage box stores  
up to 2 or 4 leaves*



Top: 1" thick X 12½" wide  
Edge: Mission  
Height: 18"  
Sizes: 12½"X36" solid top only  
12½"X48", 60" or 72" solid or up to 4 leaves

# Industrial

B-420



Solid Top: 1" thick X 12.5" wide  
Edge: Mission  
Height: 18"  
Length: 48", 60" and 72"  
Solid top only. No leaves.

# Lavega

B-440



Top: 1" thick X 12½" wide  
Edge: Mission  
Height: 18"  
Sizes: 12½"X36" solid top only  
12½"X48", 60" or 72" solid or up to 4 leaves

*Boulder Creek design also available at same price as Lavega*



*Ebony inlays on ends*



*Leaf storage box stores  
2 or 4 leaves*

# Madison

B-417



Top: 1" thick X 12½" wide  
Edge: Mission  
Height: 18"  
Sizes: 12½"X36" solid top only  
12½"X48", 60" or 72" solid or up to 4 leaves



# Modesto

B-420



*Leaf storage box stores  
up to 2 or 4 leaves*



Top: 1" thick X 12½" wide  
Edge: Mission  
Height: 18"  
Sizes: 12½"X36" solid top only  
12½"X48", 60" or 72" solid or up to 4 leaves

# Shaker

B-425



Solid Top: 1" thick X 12.5" wide  
Edge: Mission  
Height: 18"  
Length: 48", 60" and 72"  
Solid top only. No leaves.

# Trestle Mission

B-430



*Leaf storage box stores  
up to 2 or 4 leaves*




Top: 1" thick X 12½" wide  
Edge: Mission  
Height: 18"  
Sizes: 12½"X36" solid top only  
12½"X48", 60" or 72" solid or up to 4 leaves

# West Lake

B-435



Top: 1" thick X 12½" wide  
Edge: Mission  
Height: 18"  
Sizes: 12½"X36" solid top only  
12½" X 48", 60" or 72" solid or up to 4 leaves



*Rope Twist detail  
on bench skirt*

# Yorktown

B-445



*Leaf storage box stores  
up to 2 or 4 leaves*

Top: 1" thick X 12½" wide  
Edge: Mission  
Height: 18"  
Sizes: 12½"X36" solid top only  
12½"X48", 60" or 72" solid or up to 4 leaves



# Desks

D E S K S



---

A **BEAUTIFUL REASON**  
to **WORK** from **HOME!**

---



# Bellingham

WD-610

Shown in Brown Maple



*Keyboard Slide-out*



*Pencil Drawer*

# Ceresco

WD-620

Shown in QSWO with Asbury stain



# Grant Legged

WD-640

Shown in Rustic Hickory with Golden Harvest stain



*Keyboard Slide-out*



*Pencil Drawer*

# Grant Trestle

WD-630

Shown in QSWO with Michael's Cherry stain



# Industrial

**WD-650**

Shown in Rustic Hickory natural



# Madison Legged

**WD-670**

Shown in Brown Maple with Lite Asbury stain



*Keyboard Slide-out*



*Pencil Drawer*

# Parkland Legged

**WD-680**

Shown in Brown Maple with top in Coffee stain



*Keyboard Slide-out*



*Pencil Drawer*



# Magnetic Skirts

Ideal for any non-skirted self-storing leaves, including 48" trestle tables.

*(upcharge)*



No skirt — big gap!



Strong magnets on insert skirt attach to magnets on bottom of leaf



Magnetic skirt, in place

The convenience of leaf storage can mean gaping holes in the skirting when the leaves are in place. But thanks to our new magnetic skirting, gaps are a thing of the past!

The beautiful lines of your table are maintained quickly and conveniently with powerful magnets that won't let you down, regardless of how many leaves you add.

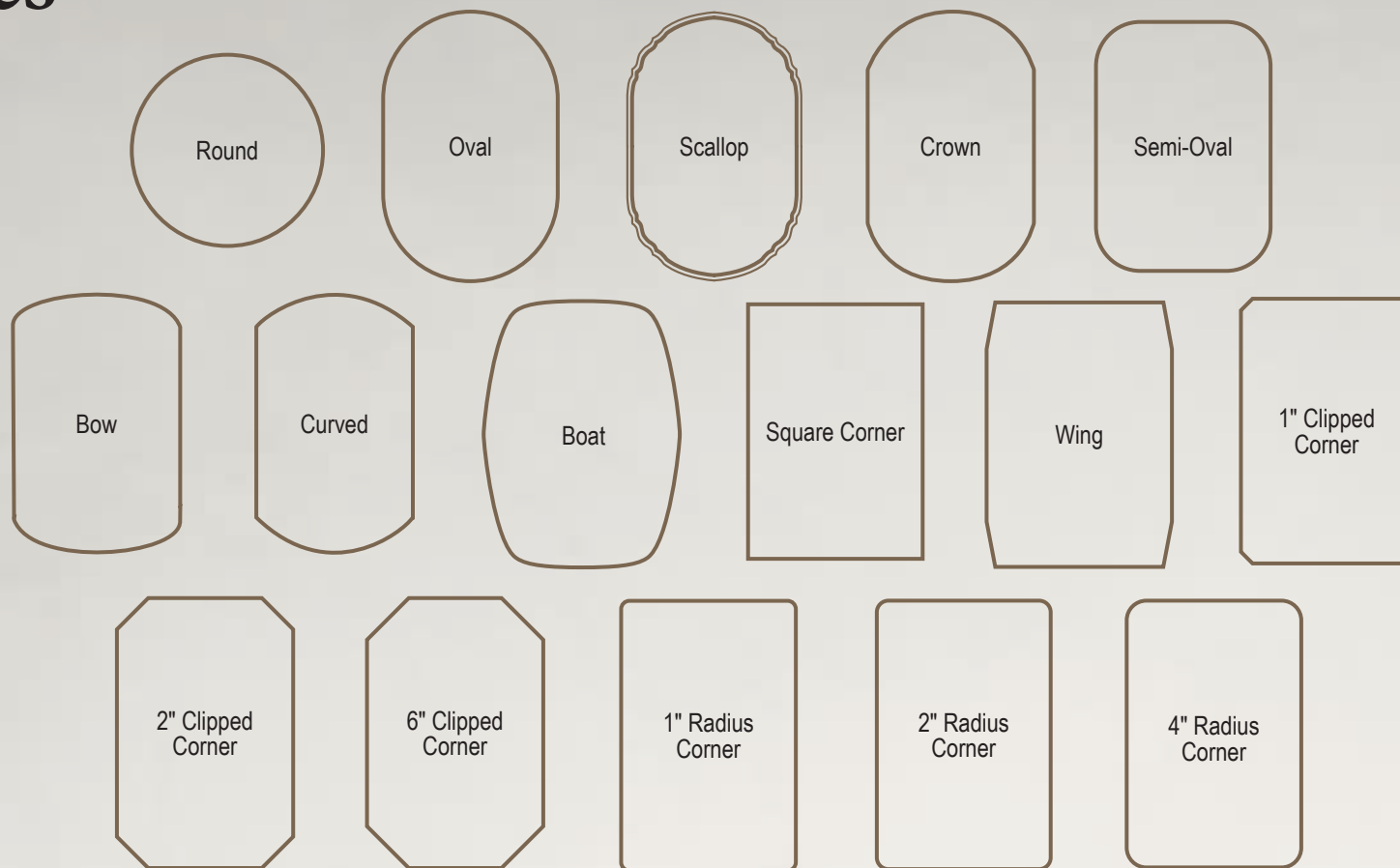
# Options

OPTIONS

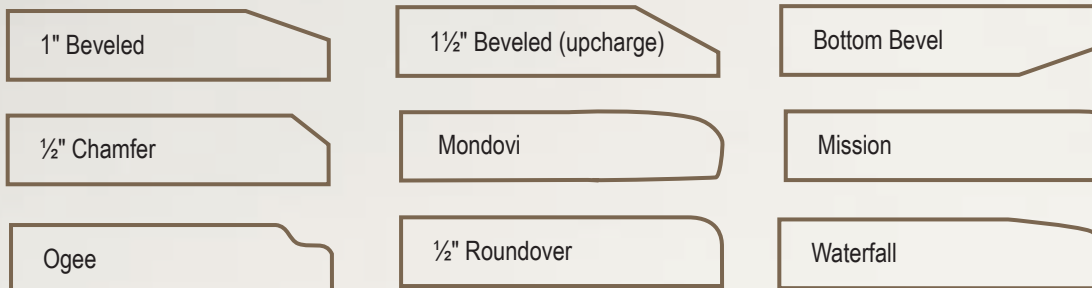
*Hand-worn Edge  
(upcharge)*

SPECIES | STAIN | SHAPE | EDGE | WIDTH | LENGTH | LEAF STORAGE  
FOOT STYLE | SPREADER STYLE | TRESTLE STYLE | PEDESTAL STYLE

# Shapes



# Edges



Hand-worn Edge  
(upcharge)

*There is no additional charge for 1\"*



# Species

- Oak
- Brown Maple
- Rustic Cherry
- QSWO
- Cherry
- Hickory
- Hard Maple

## Self-Storing Leaf Options

The placement of the slides and mounting plates according to the location of the table skirt determine the self store capability.

PEDESTAL TABLES				
OVAL TOPS				
Up to 2 leaves	Self Store	With Skirt	No Skirt	
42X54	2	1	1	
Up to 3 leaves	Self Store	With Skirt	No Skirt	
42X60	2	1	1	
42X66	3	2	1	
42X72	3	2	1	
48x60	2	1	1	
48x66	3	2	1	
Up to 4 leaves	Self Store	With Skirt	No Skirt	
48X72	4	2	2	
4 leaves	Self Store	With Skirt	No Skirt	
42X60	0	1	1	
42X66	2	1	1	
42X72	2	1	1	
48x60	2	1	1	
48x66	2	1	1	
SEMI-OVAL TOPS				
4 leaves	Self Store	With Skirt	No Skirt	
42X66	4	2	2	
42X72	4	2	2	

*Northern*  
WOODCRAFT  
PRODUCTS

## TRESTLE TABLES

SQUARE CORNERS up to 2" clip and up to 4" radius				BOAT SHAPE			CURVED		
Up to 2 leaves	Self Store	With Skirt	No Skirt	Self Store	With Skirt	No Skirt	Self Store	With Skirt	No Skirt
42X60	2	0	2	2	0	2	2	0	2
42X66	2	2	0	2	0	2	2	0	2
42X72	2	2	0	2	2	0	2	2	2
48x60	2	0	2	2	0	2	2	0	2
48x66	2	0	2	2	0	2	2	0	2
48x72	2	0	2	2	0	2	2	0	2
Up to 4 leaves	Self Store	With Skirt	No Skirt	Self Store	With Skirt	No Skirt	Self Store	With Skirt	No Skirt
42X60	4	0	4	2	0	2	2	0	2
42X66	4	2	2	2	0	2	2	0	2
42X72	4	2	2	4	0	1	4	2	2
48x60	4	0	4	4	0	4	4	0	4
48x66	4	0	4	4	0	4	4	0	4
48x72	4	0	4	4	0	4	4	0	4

## LEGGED TABLES

SQUARE CORNERS up to 2" clip and up to 4" radius				BOAT SHAPE			CURVED		
Up to 2 leaves	Self Store	With Skirt	No Skirt	Self Store	With Skirt	No Skirt	Self Store	With Skirt	No Skirt
42X60	2	2	0	2	1	1	2	2	0
42X66	2	2	0	2	2	0	2	2	0
42X72	2	2	0	2	2	0	2	2	0
48x60	2	2	0	2	2	0	2	2	0
48x66	2	2	0	2	2	0	2	2	0
48x72	2	2	0	2	2	0	2	2	0
Up to 4 leaves	Self Store	With Skirt	No Skirt	Self Store	With Skirt	No Skirt	Self Store	With Skirt	No Skirt
42X60	4	2	2	2	1	1	2	1	1
42X66	4	2	2	2	1	1	4	2	2
42X72	4	2	2	4	2	2	4	2	2
48x60	4	2	2	4	2	2	4	2	2
48x66	4	2	2	4	2	2	4	2	2
48x72	4	2	2	4	2	2	4	2	2



## Spreader & Feet



Turned  
Spindle



Claw



Princess

## Pedestals & Feet



Mission  
Foot

Mission  
Pedestal



Princess  
(standard)



Claw



8" Pedestal

## Butterfly Leaf

Available on Legged & Trestle Tables

All butterfly leaves are 16" or 18"



**Single Butterfly Leaf**  
*available on Legged tables*



On legged tables, butterfly leaf is  
only available on sizes  
42" x 42" or 60" and 48" x 48" or 60"



**Double Butterfly Leaves**  
*available on Trestle tables*



Butterfly leaves are only available in the  
following trestle table sizes:  
42" x 66" or 72" and 48" x 66" or 72"

# Care of SOLID WOOD TABLES

- Maintain a humidity-controlled environment. Your home should be kept in the 40-50% humidity range to prevent warping and cracking.
- Keep table out of direct sunlight or fluorescent fixtures that contain ultraviolet rays.
- Place furniture away from direct heat sources such as furnace ducts, radiators and fireplaces.
- Store table leaves in or close to the table to maintain consistent environmental conditions.
- Avoid placing sharp objects that could scratch the table directly on the table.
- Do not store furniture in attics or basements where the environment is not consistent.
- Dust table often and carefully with a soft cloth following the grain pattern to remove abrasive dust particles.
- Periodically clean the table with mild non-alkaline soap using a soft sponge or cloth.
- Avoid polish that contains silicones.  
*(Ask your retailer to recommend a polish.)*

All hardwood contains variations in color and grain. These natural characteristics give each piece of solid wood furniture its unique charm, and although the finishing process is identical, no two pieces are the same.

Most hardwoods are open-grained causing solid wood furniture to expand and contract with changes in humidity and temperature even after the finish is applied. Care in controlling the furniture's environment will help minimize the minor cracking and warping that is a natural part of the wood's character. With proper care, your solid wood furniture will provide a lifetime of enjoyment and can be passed on to future generations.



Northern Woodcraft Products is located in the heartland of Indiana's time-preserved region of hand-crafted trades. For generations, woodworkers here have passed on their traditional values, construction methods and ability to bring out the intrinsic beauty of native woods. With loving care and a minimum of regular maintenance, our heirloom quality craftsmanship assures you of a table, bench or writing desk that will weather a lifetime of use for years to come.

---

*Northern*  
WOODCRAFT  
PRODUCTS



# Lasting Beauty

CREATED FOR THE WAY YOU LIVE | 2024

## ARTISAN CRAFTSMANSHIP

It is our enduring respect for and understanding of nature that allows us to capture the natural strength and beauty of solid woods. Experienced artisans skillfully bring out the grain characteristics in every table we create, so that each becomes a unique treasure.

## HANDCRAFTED QUALITY

Our craftsmen work only with the finest woods, stain and other finishing products. Our dedication to authentic designs, strict attention to detail and the highest standards in workmanship guarantee lasting quality.

Specializing primarily in tables, we offer a wide variety of styles, assuring there is one to fit your home's personality, your family's lifestyle and every chapter of your life story.



## OUR WARRANTY

Within the first two years we will repair or replace a table if it is in a humidity level of 40-50% and wasn't placed in front of a window or any kind of a heater or heat duct. If a table splits after two years there will be a minimum charge to fix it and to send it to a finish shop, then it will need to be negotiated between the retail store and the finisher.

*Important: Actual product colors may vary from those shown in photos. Please refer to stain samples for accurate colors.*